

Word Analysis

Pronouncing and Understanding More Difficult Words

As children get older, they run into new and more difficult words as they read. Being able to break these words into smaller parts, called syllables, can help them pronounce and understand the words. This tip sheet introduces the idea of syllables, including those that come at the beginning of a word (prefixes) and those that come at the end (suffixes).

Syllables

Words are made up of one or more syllables or units of sounds.


For example:

"word" has one syllable--word

"spelling" has two syllables—spell/ing

"computer" has three syllables—com/pu/ter

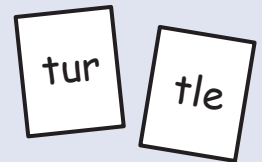
When children break words into syllables or smaller parts, they often can figure out how to pronounce the parts and then blend them back into a word they know. Breaking words into syllables can help children read, spell, and write new words. Children often need to practice these skills many times before they get good at seeing the syllables and putting them together to make a word.



Syllable Picture Games

Game 1 Start by having him cut out the Syllable Picture Game 1 cards. Tell him that the cards have different syllables on them. He is going to find two syllables to create a word that matches a picture on the Picture Sheet.

Spread the syllable cards face up on a table. Give your child the Game 1 Picture Sheet and have him start with the first picture. See if he can find the two cards that spell magnet—"mag" and "net." Have him say the syllables while making the word. Do the same thing with the other pictures. All of the Game 1 words have two syllables. See answers on Syllable Game 1 Parent Answer Sheet.



Game 2 Once he has the hang of the game, try Syllable Picture Game 2. These words all have three syllables. For example, he will need to find the "la", "dy", and "bug" cards to spell ladybug. Follow the same steps you did in Game 1. Have fun as you search for the syllables that go together! See Syllable Game 2 Parent Answer Sheet.



Syllable Share

Start by having your child cut out the First Syllable cards for the Syllable Share Game 1 and put them in a stack face down on the table. Next, have her cut out the Game 1 Final Syllable cards and put them on the table, face up.

To play this game, have her take the top card from the First Syllable card stack and read the syllable on the card. For example, she might read, "per" or "ham," even if the syllable does not make sense by itself. Put the card in front of one of the Final Syllable cards on the table, reading the First Syllable and then the Final Syllable. Do the two syllables make a word? Have her continue putting the First Syllable in front of the other cards until she has made two words with the card. For example, if she drew "pic," it goes with "nic" to make the word "picnic" and with "ture" to make "picture." When she makes two words, put those three cards to the side. Keep playing until all the syllable cards are gone.



For a more advanced game, follow the same steps using the Syllable Share Game 2 cards. In Game 2, three words will be formed with each First Syllable.



Prefixes and Suffixes

By 4th and 5th grade, children need to learn about common prefixes and suffixes. While reading, they may see a word they know with a prefix in front of it, such as **unhappy**. If they learn that the prefix "un" means "not," they can figure out that unhappy means not happy. They also will be able to figure out other words beginning with the prefix "un," such as **undone**, **unlucky**, and **unreal**. The same is true for suffixes that add a syllable after words they know, such as **helpless**, **careless**, and **painless**.





Go Fish

Prefix Go Fish Have your child cut apart the Prefix Go Fish word cards. Point out that each word on a card has a prefix. Shuffle them and deal five cards to your child and five to yourself. Put the others in a stack, face down. Start by having him ask for a word that starts with the prefix of a card in his hand. For example, if he has the word "misspell" in his hand he will ask if you have a word that starts with "mis." If you have one or more words that start with "mis", then you give the cards to him.

If not, he draws a card from the stack. It is your turn to ask him if he has any cards that start with a prefix you have in your hand. There are four cards that begin with each prefix. Once a player gets all four words that begin with the same prefix, the player sets those words aside. Continue until all the sets of cards are found.

Suffix Go Fish Play again but this time use the Suffix Go Fish cards. Point out that each word in this set of cards has a suffix. Follow the same rules as in the Prefix Go Fish game.



Let's Make-a-Word

Have your child cut apart the Prefix Cards and the Word Cards. Remind her that prefixes are common syllables that come at the beginning of words. Take one prefix at a time and see if she can put it in front of a word that makes sense. For example, see if she puts the prefix "un" in front of "lock" to make the word unlock. Ask her what happens to the meaning of the word "lock" when you add "un" to it. Keep going until she has made five new words. Each time she makes a new word ask how the prefix changes the meaning of the original word.


Then, cut apart the Suffix Cards and play again. This time, take one suffix card and see if she can put it after a word that makes sense. For example, see if she puts the suffix "ful" after "peace" to make a new word, peaceful. Ask her to tell you what happens to the meaning of the word when you add that suffix.

Watch Families Doing Activities

To see families doing these activities, please go to: www.washoestrivingreaders.com. Next, click on the Family Literacy Videos tab at the top of the page. Then, scroll down the page and click on the video that goes with this tip sheet. Other tip sheets and videos are there as well.

More Ideas

If you and your child enjoy these activities, tell your child's teacher. The teacher may have more ideas to share for learning fun at home. If your child is having a hard time with these activities, you can also talk to your child's teacher. There may be another tip sheet or other activities to help.




University of Nevada
Cooperative Extension

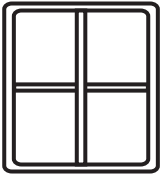
The University of Nevada, Reno is an Equal Employment Opportunity/Affirmative Action employer and does not discriminate on the basis of race, color, religion, sex, age, creed, national origin, veteran status, physical or mental disability, and sexual orientation in any program or activity it operates. The University of Nevada employs only United States citizens and aliens lawfully authorized to work in the United States.


Syllable Picture Game 1

Picture Sheet



















Syllable Picture Game 1

Syllable Cards
(Cut apart cards)

win

tle

ta

man

back

bit

spi

net

tur

der

mag

dow

rab

ble

snow

pack

Syllable Picture Game 1

Parent Answer Sheet



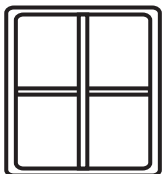
mag

net




rab

bit



win

dow



tur

tle




spi

der




snow

man



ta

ble





back


pack


Syllable Picture Game 2

Picture Sheet



















Syllable Picture Game 2

Syllable Cards
(Cut apart cards)

news

el

phant

ham

no

bur

bug

e

saur

cu

vol

la

por

per

la

pine

dy

gor

ca

ger

no


pa

ril

di

Syllable Picture Game 2


Parent Answer Sheet



la

dy


bug



ham

bur


ger



vol

ca

no



di

no

saur



gor

ril


la



news

pa


per



por

cu

pine



el

e

phant

Syllable Share Game 1

First Syllable Cards
(Cut apart cards)

hand

ba

ham

or

pic

per

act

con

Syllable Share Game 1

Final Syllable Cards
(Cut apart cards)

shake	stand
by	ker
fect	son
der	bit

Syllable Share Game 1

Final Syllable Cards
(Cut apart cards)

nic	ture
ster	per
or	ress
tent	fuse

Syllable Share Game 1

Parent Answer Sheet

hand + shake = handshake

hand + stand = handstand

ba + by = baby

ba + ker = baker

ham + ster = hamster

ham + per = hamper

or + der = order

or + bit = orbit

pic + nic = picnic

pic + ture = picture

per + fect = perfect

per + son = person

act + or = actor

act + ress = actress

con + tent = content

con + fuse = confuse

Syllable Share Game 2

First Syllable Cards
(Cut apart cards)

con	de
out	fore
pro	

Syllable Share Game 2

Final Syllable Cards
(Cut apart cards)

cert	vince
trol	ny
stroy	pend
come	line

Syllable Share Game 2

Final Syllable Cards
(Cut apart cards)

law	arm
head	word
gram	trude
ton	

Syllable Share Game 2

Parent Answer Sheet

con + cert = concert

con + vince = convince

con + trol = control

de + ny = deny

de + stroy = destroy

de + pend = depend

fore + arm = forearm

fore + head = forehead

fore + word = foreword

pro + ton = proton

pro + gram = program

pro + trude = protrude


out + line = outline

out + come = outcome

out + law = outlaw









Prefix Go Fish

Go Fish Cards
(Cut apart cards)

 misspell	 misbehave
 mismatch	 misuse
 preheat	 pregame
 preschool	 preview

Prefix Go Fish

Go Fish Cards
(Cut apart cards)

 unable	 unclear
 unlock	 unwrap
 disable	 disarm
 dishonest	 dislike

Prefix Go Fish

Parent Answer Sheet

Prefix: MIS

misspell

misbehave

mismatch

misuse

Prefix: PRE

preheat

pregame

preschool

preview

Prefix: UN

unable

unclear

unlock

unwrap

Prefix: DIS

disable

disarm

dishonest

dislike

Suffix Go Fish

Go Fish Cards
(Cut apart cards)



careless



helpless



spotless



breathless



careful



hopeful











powerful



wonderful

Suffix Go Fish

Go Fish Cards
(Cut apart cards)

 badly	 costly
 proudly	 easily
 blacker	 cooler
 nearer	 smaller

Suffix Go Fish

Parent Answer Sheet

Suffix: LESS

careless

helpless

spotless

breathless

Suffix: FUL

careful

hopeful

powerful

wonderful

Suffix: LY

badly

costly

proudly

easily

Suffix: ER

blacker

cooler

nearer

smaller

Let's Make-a-Word

Prefix Cards
(Cut apart cards)

un

re

im

dis

mis

Main Word Cards
(Cut apart cards)

possible

fire

make

lock

approve

Let's Make-a-Word

Main Word Cards
(Cut apart cards)

quiet

ill

walk

enjoy

peace

Suffix Cards
(Cut apart cards)

ful

ly

ment

ness

ing

Let's Make-a-Word

Parent Answer Sheet

Prefix Cards

un	+	lock	=	unlock
re	+	make	=	remake
im	+	possible	=	impossible
dis	+	approve	=	disapprove
mis	+	fire	=	misfire

Suffix Cards

quiet	+	ly	=	quietly
ill	+	ness	=	illness
walk	+	ing	=	walking
enjoy	+	ment	=	enjoyment
peace	+	ful	=	peaceful